

Equipment description

Building on the knowledge gained from the findings of predecessor models, and incorporating further development, we have redesigned this device using all shrinking chuck contours which guarantees the customer an optimal user friendliness, not to mention added safety, during use.

Completely new is the horizontal version in contrast to the usual vertical one. So the holding depth of the tool can be much better determined as it is shrunk into the shrinking chuck which is without an end-stop screw. Different adapter sockets ensure that the shrink holding of tools of every kind and size are secured and safeguarded by the chuck mechanism.

When the actual shrinking process is completed, then the guide slider plate is moved to the left and the gripper is released from the eccentric lock.

Utilising the special handle on the gripper part, the gripper bearing the hot shrinking chuck is carried to a suitable cooling bath. In this manner, and by following a regulated procedure, dangerous contact with the hot shrinking chuck is avoided.

A foot switch to activate the shrinking process is available as a useful optional extra. Thus both hands are left free and even the most difficult shrinking processes (e.g. mini milling cutter) can be carried out without problems. The foot switch is simply plugged into the device.

A further innovation in this model range is the manual inductor which is offered as an option. The manual inductor is provided with a 3 metre long cable which can be connected to the device with a standard Harting plug. The starting systems at the device, whether switch or optional foot switch, are automatically deactivated when the manual inductor is connected. Then only the start button on the manual inductor is active.

Also extremely long shrinking chucks, which can not be used on any of the usual shrinking devices, can be shrunk on this workbench shrink with simple aids.

Furthermore, an ejection mechanism can be mounted on the left hand side of the device as an option. This is designed to eject tools to the left after the warming of the shrinking chuck through procedures of the gripper slider plate.

With this device both HM tools (of Ø3 - Ø32) and also steel in steel (of Ø6 - Ø32) can be shrunk.

The corresponding parameters for time and performance are set aside in an internal database.

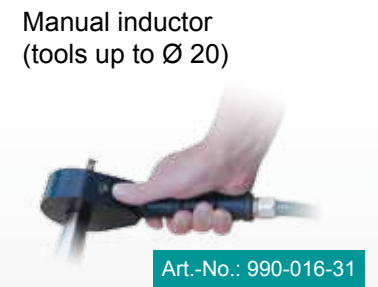
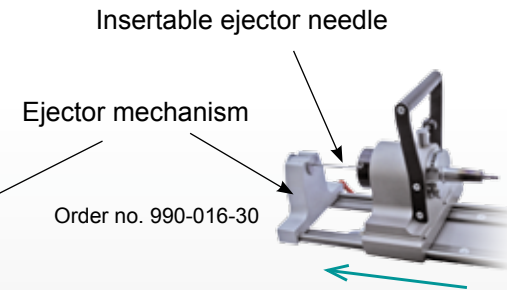

This makes an overheating situation virtually impossible for a skilled operator.

Induktherm rapid shrink HCS

Suitable for hard metal and HSS tools

10kw

Prodej a technické poradenství v České republice a Slovenské republice: PM-TECH s.r.o. - www.tepelko.cz - Tel: (00420) 774 454 022



Quick-change adapter sockets

	order no.
HSK-A100	990-016-03
HSK-A80	990-016-04
SK50	990-016-05
BT50	990-016-06
HSK-A/E/F63	990-016-07
HSK-A/E/F50	990-016-08
HSK-A/E40	990-016-09
HSK-A/E32	990-016-10
HSK-E25	990-016-11
SK40	990-016-12
SK30	990-016-13
BT40	990-016-14
BT30	990-016-15
PSC63	990-016-16
others on request	



A quick-change adapter is included with the delivery.
Please state size when ordering.

Performance features

- compact table-top device
- max. chuck length: 400mm
- Ø 3-32 (HM shank)
- Ø 6-32 (HSS shank)

Technical data

Power:	10kw
Size (mm):	L780 / D320 / H360
Weight:	30kg
Supply:	400V / 50Hz, 20A